

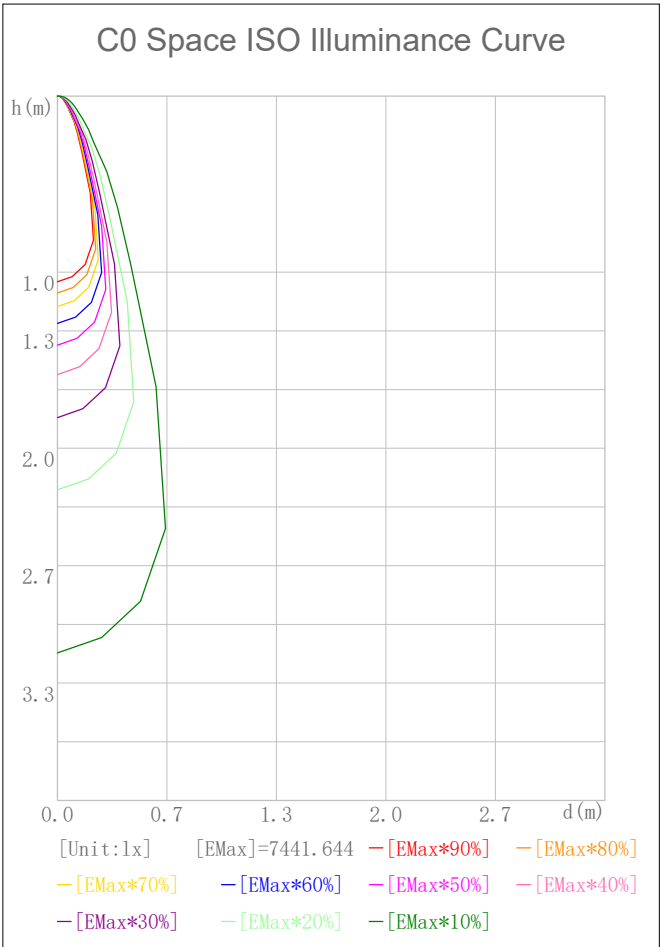
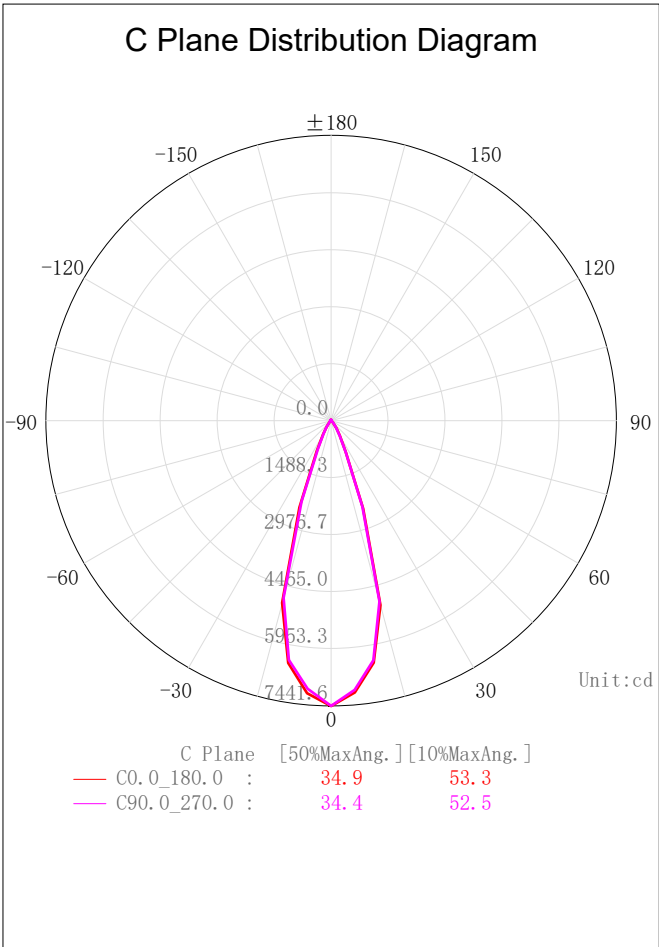
Indoor Luminaire Photometric Data

Description Information

Luminary Name: SD08-35-XX-01 2700K RA90 36D		Lum. Catalog:	Test ID: 01
Lamp Name:		Lamp Catalog: LED	Test Date: 2022/09/22
Manufacture: Shenzhen Norming Lighting		Shld. Ang(°):	Test Machine:GON-2000
Test Lab: Quality Department		Frequency (Hz):	Lamp CCT (K): Ra:
Lum. Size (W*L*H):0.110m*0.110m*0.000m		Lum. Area (m2):0.010	Lum. W (kg): 0.000
Test System: C, γ	Test Step: C=90.0 γ=5.0	Temp. (°C): 25	Humidity(%): 50.0

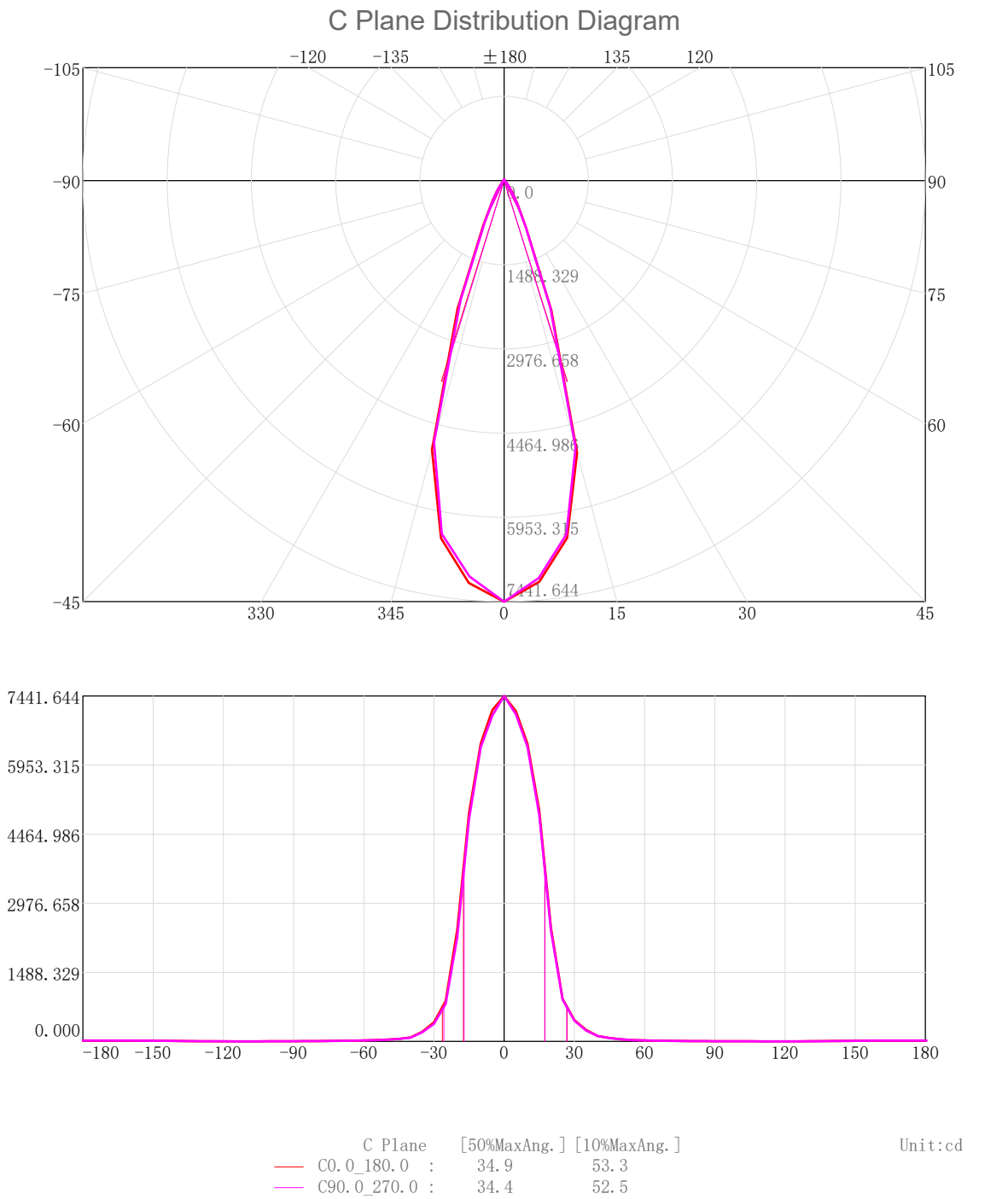
Character Parameter

Lamp Speciality Parameter		Luminaire Speciality Parameter	
Rated Flux(lm): 2746.070	Luminary Flux(lm): 2746.068	Field Angle(10%Imax): 53.3(°)	
Rated Power(W):	Luminary Efficiency: 100.00%	Down Lumens&Percent: 2696.095lm 98.18%	
Rated Voltage(V):	Luminary EER(lm/W): 82.070	Up Lumens&Percent: 49.973lm 1.82%	
Tested Power(W): 33.460	Max. Candela(cd): 7441.644	S/MH: C0_a180=0.593 C90_270=0.585	
Lamps' Inside: 1	Max Cand@Ang. (°): C=0.0 γ=0.0	CIE Type: Semi-Direct	
Tested Electrics (V, A, pf):239.5, 0.145, 0.959	Beam Angle(50%Imax): 34.9(°)	ErP Φ use(90°): 2611.357lm	
Lamp Size (W*L*H):0.110m*0.110m*0.000m	Left=-17.4°, Right=17.5°	IRF(%): 579.504	



2D Plane Light Intensity Distribution Curve

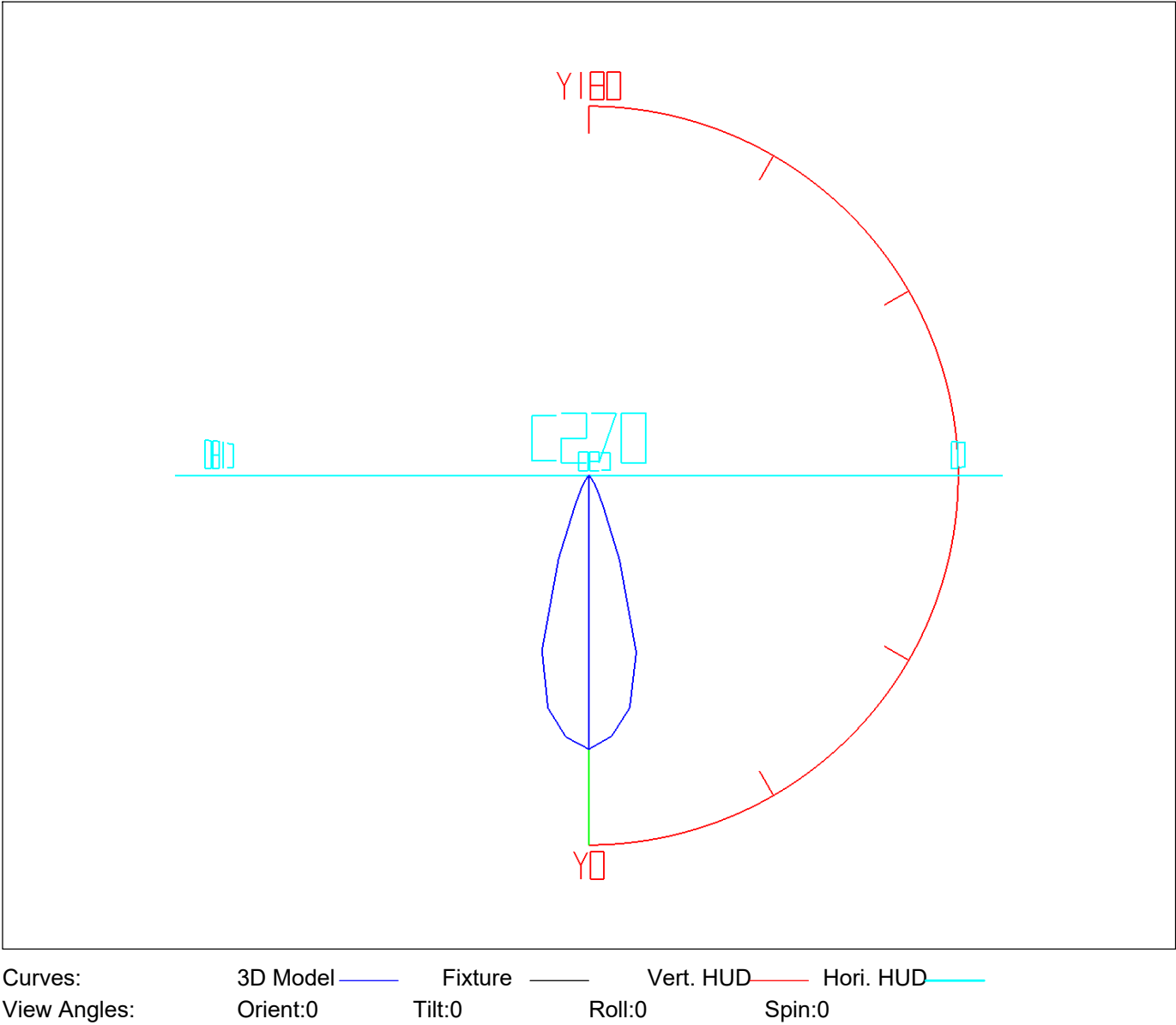
Lum. Name:SD08-35-XX-01 2700K RA90 36D	Lum. Catalog:	Test ID:01
Lamp Name:	Lamp Catalog:LED	Test Lab:Quality Department
Manufacture:Shenzhen Norming Lighting	Test Machine:GON-2000	Test Date:2022/09/22



3D Light Intensity Distribution Modal

Lum. Name:SD08-35-XX-01 2700K RA90 36D	Lum. Catelog:	Test ID:01
Lamp Name:	Lamp Catelog:LED	Test Lab:Quality Department
Manufacture:Shenzhen Norming Lighting	Test Machine:GON-2000	Test Date:2022/09/22

3D Light Intensity Distribution Modal

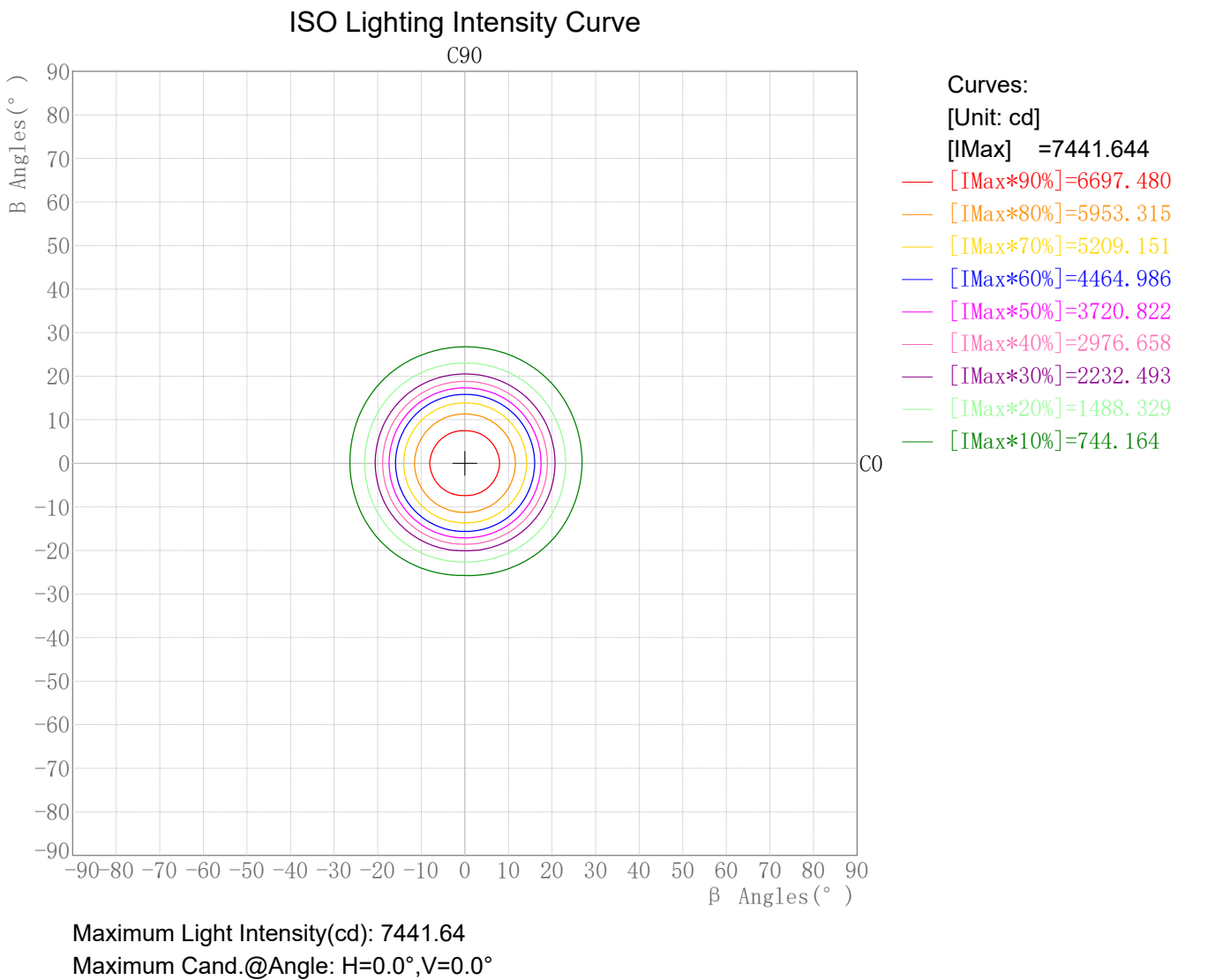


Zonal Flux Tabulation

Zone(γ)	Zone Flux (lm)	Sums Flux (lm)	Zone%Lamp	Sums%Lamp
0.0-5.0	173.61	173.61	6.32	6.32
5.0-10.0	481.49	655.10	17.53	23.86
10.0-15.0	668.49	1323.59	24.34	48.20
15.0-20.0	598.46	1922.05	21.79	69.99
20.0-25.0	340.39	2262.44	12.40	82.39
25.0-30.0	164.59	2427.03	5.99	88.38
30.0-35.0	95.60	2522.63	3.48	91.86
35.0-40.0	54.05	2576.68	1.97	93.83
40.0-45.0	30.86	2607.54	1.12	94.96
45.0-50.0	21.88	2629.42	0.80	95.75
50.0-55.0	15.64	2645.06	0.57	96.32
55.0-60.0	11.94	2657.00	0.43	96.76
60.0-65.0	9.77	2666.77	0.36	97.11
65.0-70.0	8.17	2674.95	0.30	97.41
70.0-75.0	6.79	2681.73	0.25	97.66
75.0-80.0	5.65	2687.38	0.21	97.86
80.0-85.0	4.75	2692.13	0.17	98.04
85.0-90.0	3.97	2696.09	0.14	98.18
90.0-95.0	3.37	2699.47	0.12	98.30
95.0-100.0	2.90	2702.36	0.11	98.41
100.0-105.0	2.53	2704.89	0.09	98.50
105.0-110.0	2.25	2707.14	0.08	98.58
110.0-115.0	2.02	2709.16	0.07	98.66
115.0-120.0	1.91	2711.06	0.07	98.73
120.0-125.0	2.00	2713.06	0.07	98.80
125.0-130.0	2.30	2715.36	0.08	98.88
130.0-135.0	2.83	2718.19	0.10	98.98
135.0-140.0	3.50	2721.69	0.13	99.11
140.0-145.0	4.07	2725.76	0.15	99.26
145.0-150.0	4.38	2730.14	0.16	99.42
150.0-155.0	4.37	2734.51	0.16	99.58
155.0-160.0	4.01	2738.52	0.15	99.73
160.0-165.0	3.29	2741.81	0.12	99.84
165.0-170.0	2.36	2744.17	0.09	99.93
170.0-175.0	1.42	2745.59	0.05	99.98
175.0-180.0	0.48	2746.07	0.02	100.00

Rectangle ISO Lighting Intensity Diagram

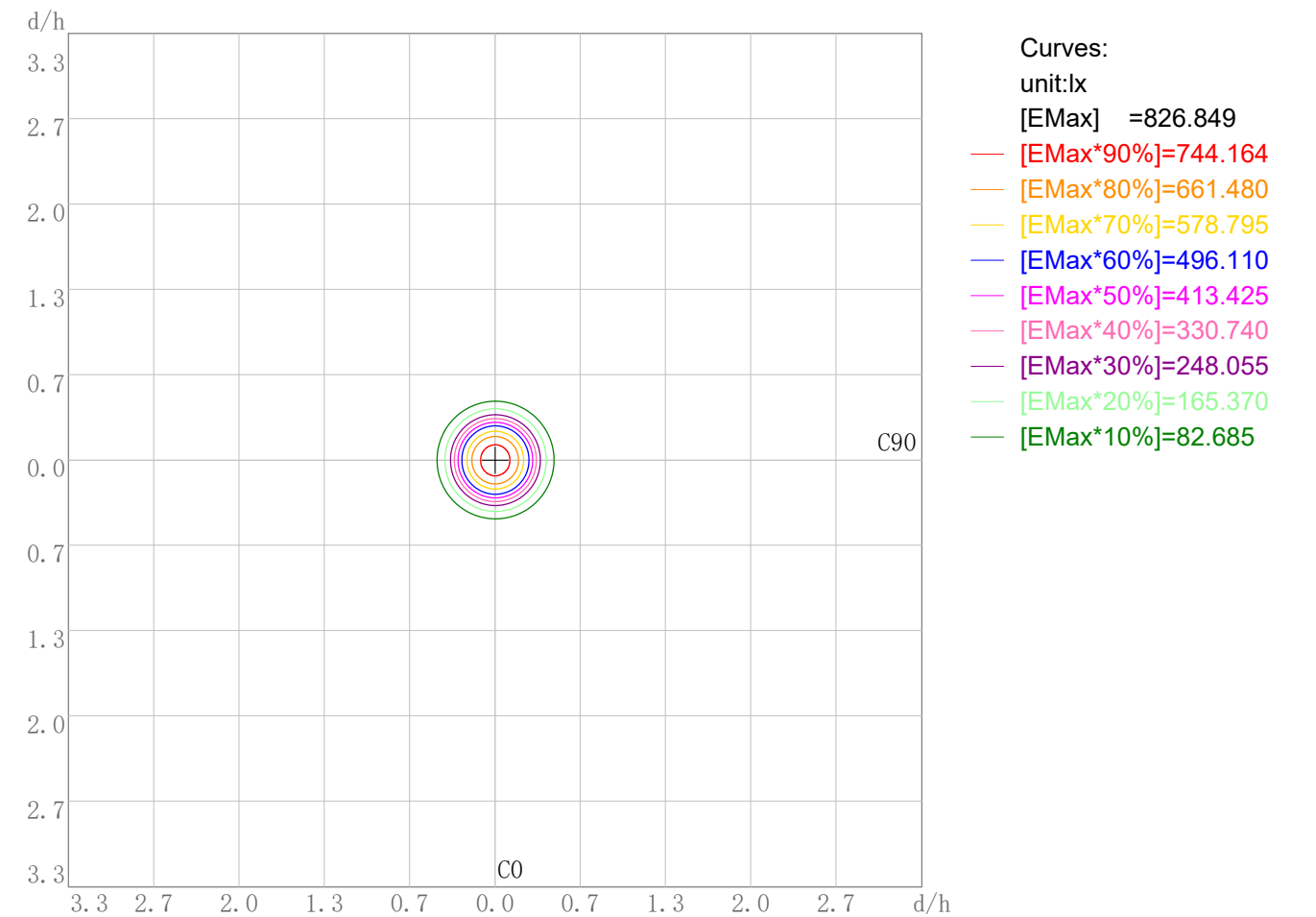
Lum. Name:SD08-35-XX-01 2700K RA90 36D	Lum. Catelog:	Test ID:01
Lamp Name:	Lamp Catelog:LED	Test Lab:Quality Department
Manufacture:Shenzhen Norming Lighting	Test Machine:GON-2000	Test Date:2022/09/22



Plane ISO-Illuminance Diagram

Lum. Name:SD08-35-XX-01 2700K RA90 36D	Lum. Catelog:	Test ID:01
Lamp Name:	Lamp Catelog:LED	Test Lab:Quality Department
Manufacture:Shenzhen Norming Lighting	Test Machine:GON-2000	Test Date:2022/09/22

Plane ISO-Illuminance Curve



Working Plane Luminaire Mounting Height(m): 3.00

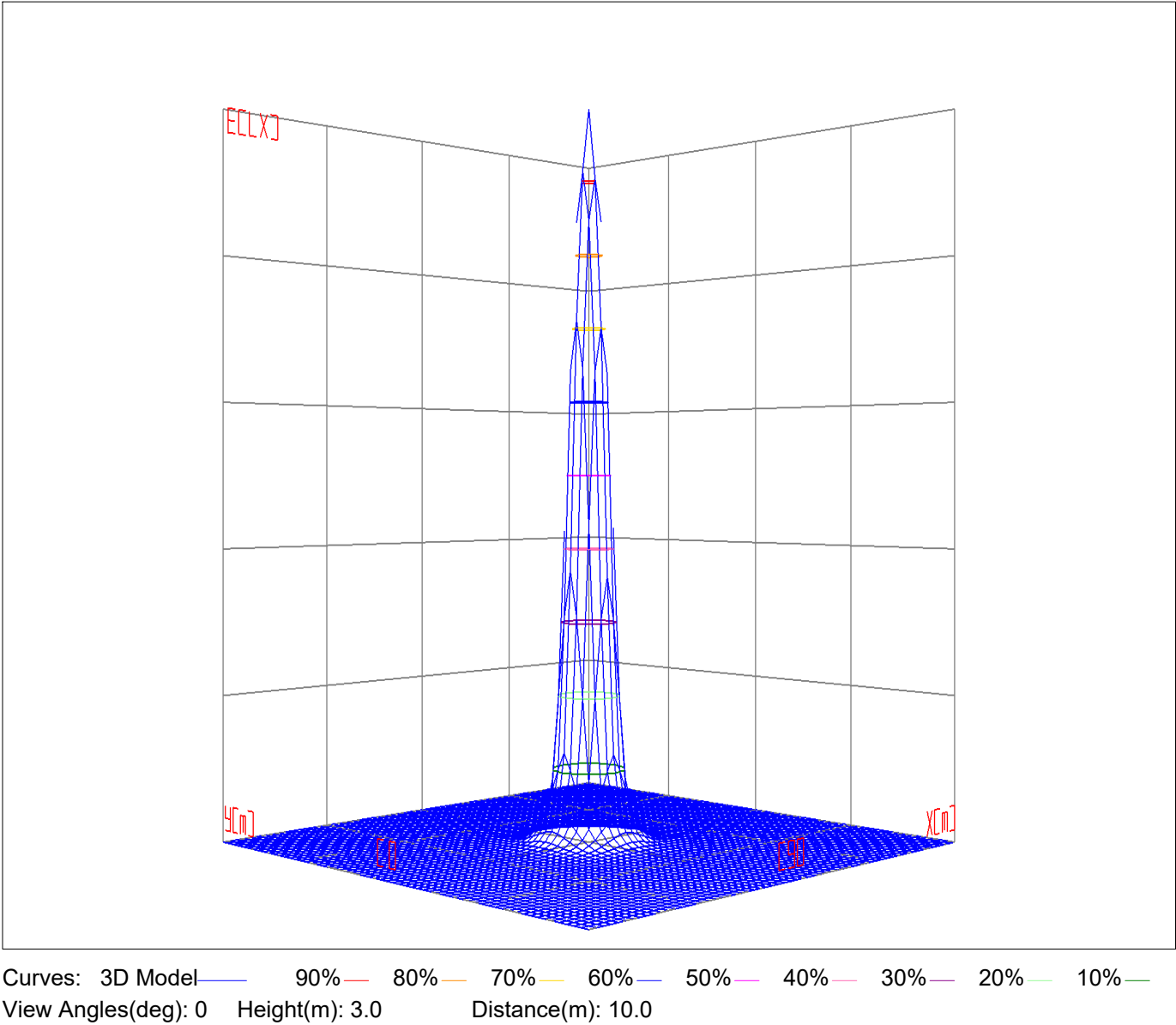
Working Plane Maximum Illuminance(lx): 826.85

Working Plane Maximum Illuminance Position(d/h):H0.0 V0.0

3D Plane ISO Illuminance Diagram

Lum. Name: SD08-35-XX-01 2700K RA90 36D	Lum. Catelog:	Test ID: 01
Lamp Name:	Lamp Catelog: LED	Test Lab: Quality Department
Manufacture: Shenzhen Norming Lighting	Test Machine:GON-2000	Test Date: 2022/09/22

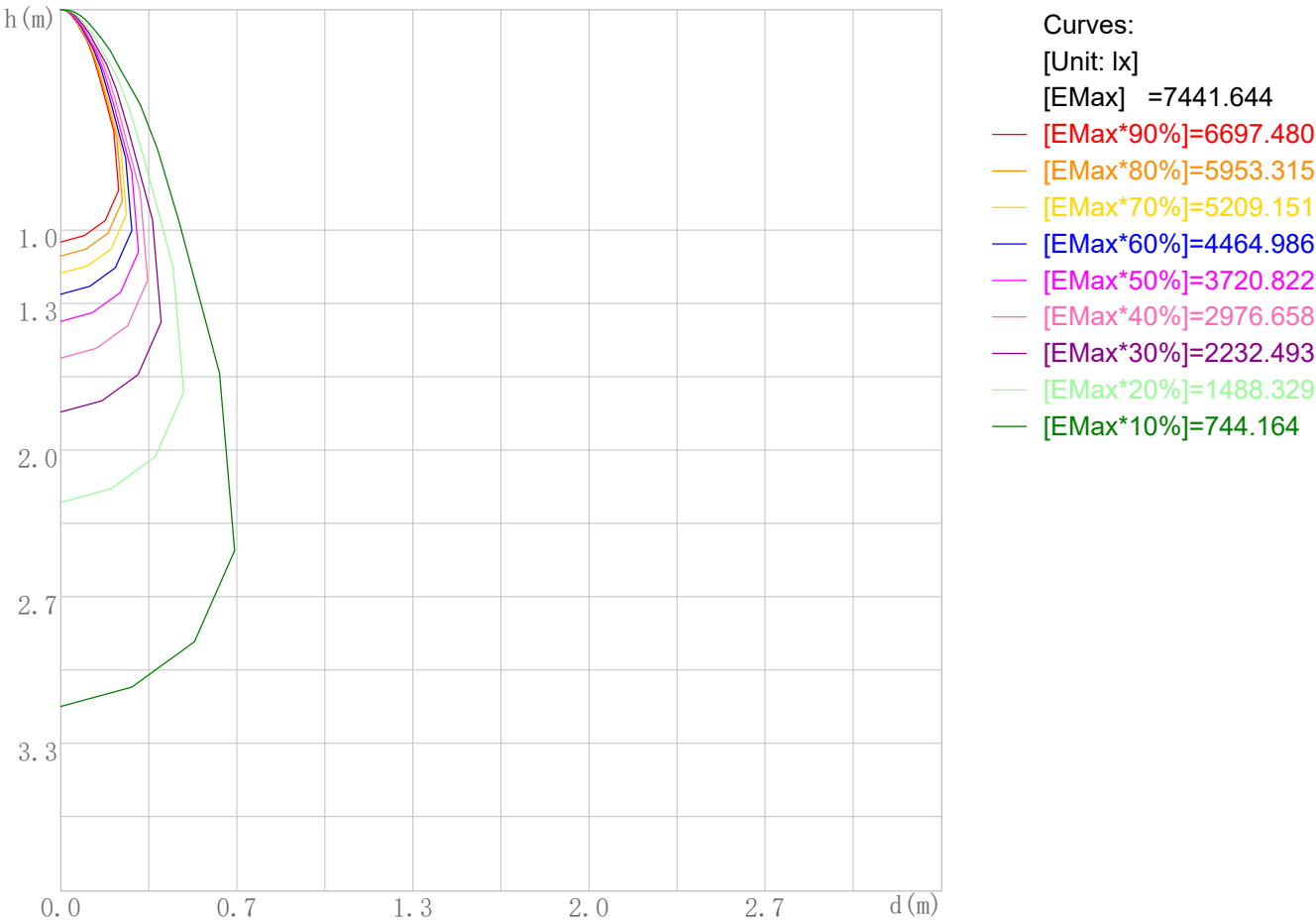
3D Plane Illuminance Modal



Space ISO Illuminance Diagram

Lum. Name:SD08-35-XX-01 2700K RA90 36D	Lum. Catelog:	Test ID:01
Lamp Name:	Lamp Catelog:LED	Test Lab:Quality Department
Manufacture:Shenzhen Norming Lighting	Test Machine:GON-2000	Test Date:2022/09/22

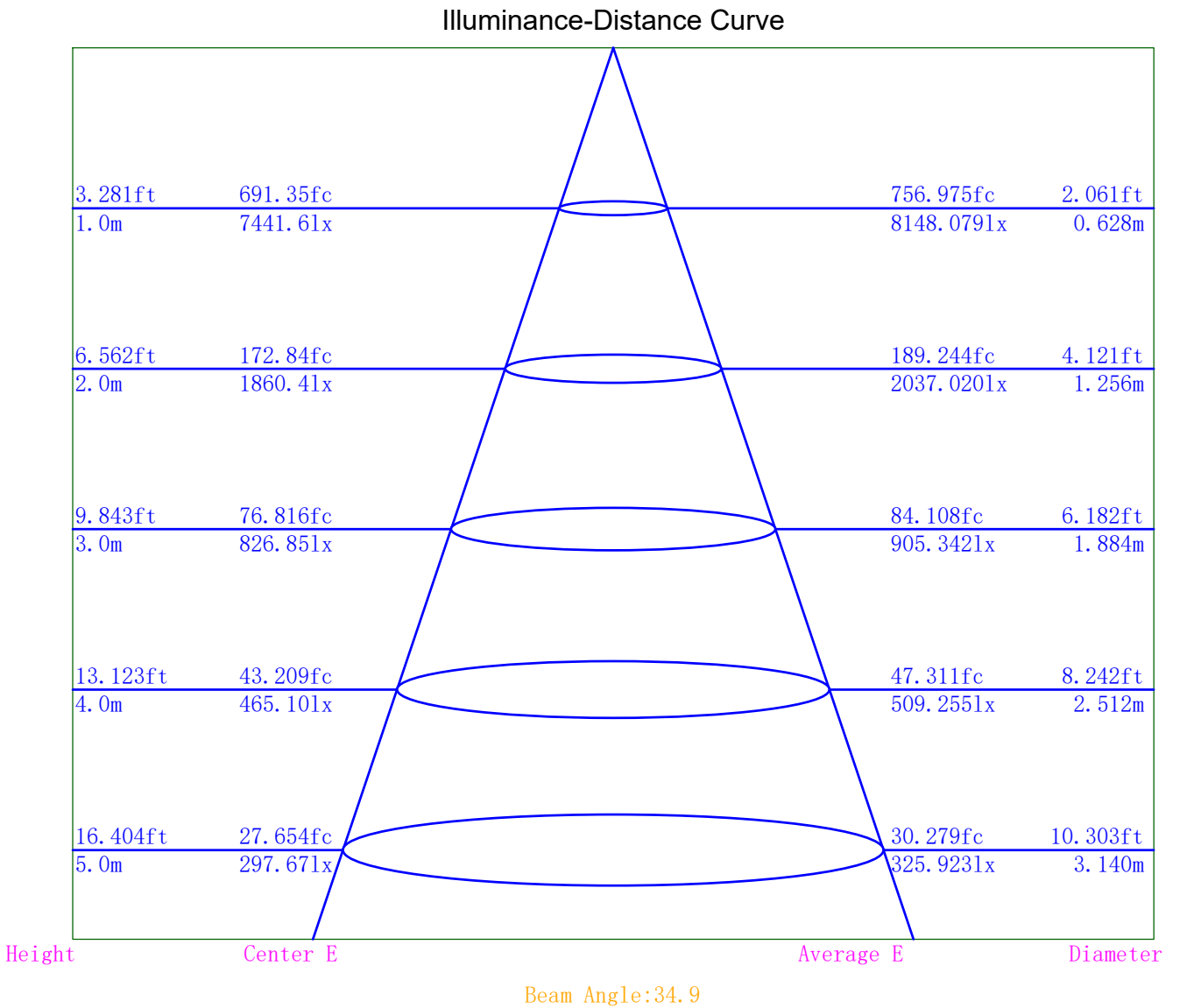
Space ISO Illuminance Curve



Space Plane Maximum Illuminance and @Angle:7441.64lx,0.0deg
Plane Maximum Lighting Intensity and @Angle:7441.644cd,0deg

Illuminance-Distance Diagram

Lum. Name:SD08-35-XX-01 2700K RA90 36D	Lum. Catelog:	Test ID:01
Lamp Name:	Lamp Catelog:LED	Test Lab:Quality Department
Manufacture:Shenzhen Norming Lighting	Test Machine:GON-2000	Test Date:2022/09/22



Indoor Luminance Limiting Curves

Lum. Name:SD08-35-XX-01 2700K RA90 36D	Lum. Catalog:	Test ID:01
Lamp Name:	Lamp Catalog:LED	Test Lab:Quality Department
Manufacture:Shenzhen Norming Lighting	Test Machine:GON-2000	Test Date:2022/09/22

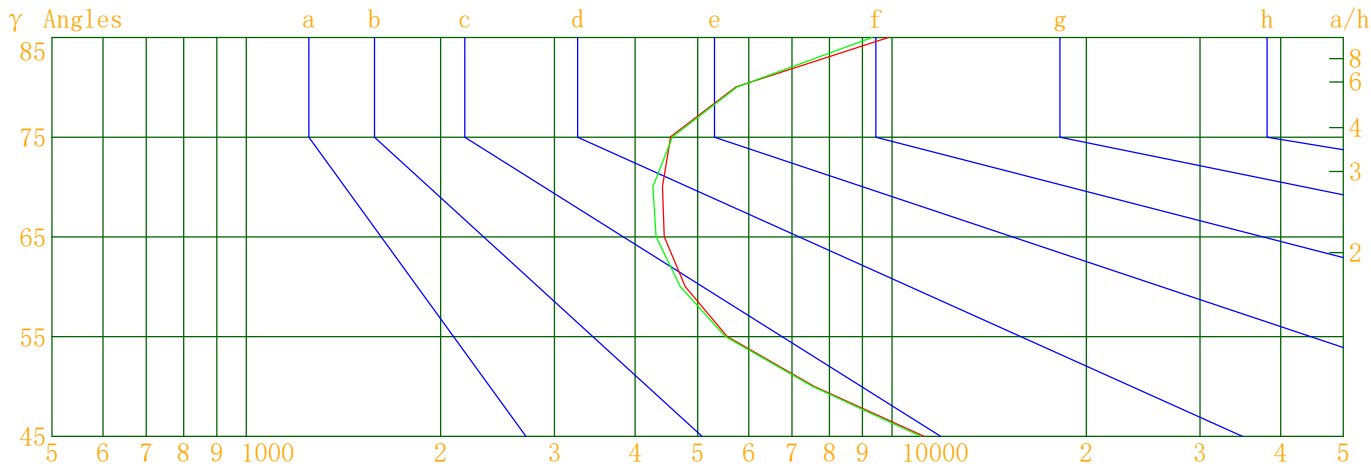
Glare Grade Table

GI	Quality	Using Illuminance							
1.15	A	2000	1000	500	<=300				
1.5	B		2000	1000	500	<=300			
1.85	C			2000	1000	500	<=300		
2.2	D				2000	1000	500	<=300	
2.55	E	a				2000	1000	500	<=300
			b	c	d	e	f	g	h

Luminance Table

Gama(deg)	45	50	55	60	65	70	75	80	85
C0	11212	7578	5556	4784	4438	4412	4542	5737	9874
C90	11084	7536	5519	4700	4311	4262	4573	5761	9313

Luminance Limiting Curve



Luminous Size:

Length(m)=-0.110

Width(m)=-0.110

Height(m)=0.000

Area(m^2)=0.009503

Luminous Type:

Without Luminous Side

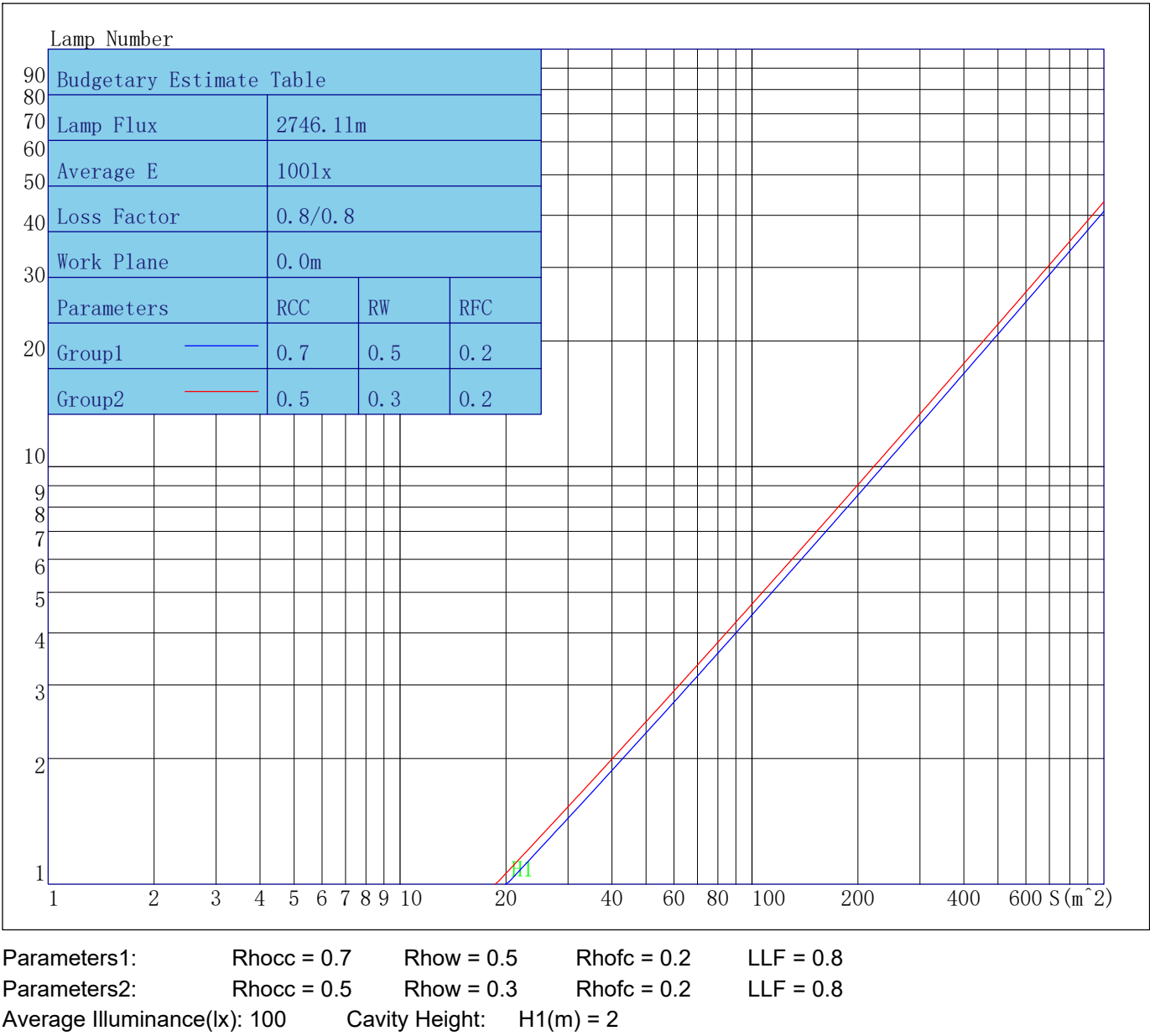
Luminous Curves:

C0-C180 Color:

C90-C270 Color:

Indoor Budgetary Estimate Table

Lum. Name:SD08-35-XX-01 2700K RA90 36D	Lum. Catalog:	Test ID:01
Lamp Name:	Lamp Catalog: LED	Test Lab: Quality Department
Manufacture: Shenzhen Norming Lighting	Test Machine:GON-2000	Test Date: 2022/09/22



Indoor Coefficient of Utilization Table

Lum. Name: SD08-35-XX-01 2700K RA90 36D	Lum. Catelog:	Test ID: 01
Lamp Name:	Lamp Catelog: LED	Test Lab: Quality Department
Manufacture: Shenzhen Norming Lighting	Test Machine:GON-2000	Test Date: 2022/09/22

Coefficients of Utilization - Zonal Cavity Method																		
Coef.	Effective Floor Cavity Reflectance RFC=0.20																	
RhoCC (%)	80				70				50			30			10			0
RhoW (%)	70	50	30	10	70	50	30	10	50	30	10	50	30	10	50	30	10	0
RCR	Coefficient of Utilization(%)																	
0	119	119	119	119	116	116	116	116	110	110	110	105	105	105	100	100	100	98
1	114	111	109	107	111	109	107	105	105	103	102	101	100	98	97	96	95	93
2	109	105	102	99	107	103	100	98	100	97	95	97	95	93	94	92	91	89
3	105	100	96	92	103	98	95	92	96	92	90	93	90	88	91	89	87	85
4	101	95	91	87	99	94	90	86	92	88	85	89	87	84	88	85	83	82
5	98	91	86	83	96	90	85	82	88	84	81	86	83	80	85	82	80	78
6	94	87	82	79	93	86	82	78	85	81	78	83	80	77	82	79	77	75
7	91	84	79	75	90	83	78	75	82	78	75	80	77	74	79	76	74	72
8	88	80	76	72	87	80	75	72	79	75	72	78	74	71	77	73	71	70
9	85	77	73	70	84	77	72	69	76	72	69	75	71	69	74	71	69	67
10	82	75	70	67	81	74	70	67	73	69	67	73	69	66	72	69	66	65

Unified Glare Rating Table

Lum. Name:SD08-35-XX-01 2700K RA90 36D	Lum. Catelog:	Test ID:01
Lamp Name:	Lamp Catelog:LED	Test Lab:Quality Department
Manufacture:Shenzhen Norming Lighting	Test Machine:GON-2000	Test Date:2022/09/22

Unified Glare Rating Table

Ceiling RCC	0.70	0.70	0.50	0.50	0.30	0.70	0.70	0.50	0.50	0.30
Wall RW	0.50	0.30	0.50	0.30	0.30	0.50	0.30	0.50	0.30	0.30
Floor RFC	0.20	0.20	0.20	0.20	0.20	0.20	0.20	0.20	0.20	0.20
Room Size	Vewed crosswise					Vewed endwise				
X=2H Y=2H	13.1	14.0	13.5	14.4	14.7	13.0	13.9	13.4	14.3	14.6
	13.4	14.3	13.9	14.6	15.0	13.3	14.2	13.8	14.5	14.9
	13.7	14.4	14.1	14.8	15.3	13.6	14.4	14.0	14.7	15.2
	14.0	14.7	14.5	15.1	15.6	14.0	14.6	14.4	15.1	15.5
	14.3	14.9	14.8	15.4	15.8	14.2	14.8	14.7	15.3	15.7
	14.6	15.2	15.1	15.6	16.1	14.5	15.1	15.0	15.5	16.0
X=4H Y=2H	13.1	13.8	13.5	14.2	14.6	13.0	13.7	13.4	14.1	14.6
	13.6	14.2	14.1	14.7	15.1	13.5	14.1	14.0	14.6	15.0
	14.0	14.5	14.5	15.0	15.5	13.9	14.5	14.4	14.9	15.4
	14.5	15.0	15.1	15.5	16.0	14.5	15.0	15.0	15.4	16.0
	14.9	15.3	15.4	15.8	16.4	14.8	15.3	15.4	15.8	16.3
	15.4	15.8	15.9	16.3	16.8	15.3	15.7	15.8	16.2	16.7
X=8H Y=4H	14.1	14.5	14.6	15.0	15.5	14.0	14.5	14.5	15.0	15.5
	14.9	15.2	15.4	15.8	16.3	14.8	15.2	15.4	15.7	16.3
	15.4	15.7	16.0	16.3	16.8	15.3	15.7	15.9	16.2	16.7
	16.1	16.4	16.7	16.9	17.5	16.0	16.3	16.6	16.8	17.4
X=12H Y=4H	14.1	14.5	14.6	15.0	15.5	14.0	14.4	14.6	14.9	15.5
	15.0	15.3	15.5	15.8	16.4	14.9	15.2	15.5	15.7	16.3
	15.6	15.9	16.1	16.4	17.0	15.5	15.8	16.1	16.3	17.0
Variations with the objerver position at spacings										
S=1.0H	0.1/-0.1					0.1/-0.1				
S=1.5H	0.2/-0.2					0.2/-0.2				
S=2.0H	0.2/-0.3					0.3/-0.3				
Reduced UGR Table:										
Nordic Standard Table:	BK0					BK0				
Correction Value	2.3					2.3				

o the CIE Pub.117,data has been corrected,refers to the lamp’s lumens 8.2flm.

Candela Tabulation

V/H	C0.0	C90.0	C180.0	C270.0
γ 0.0	7441.64	7441.64	7441.64	7441.64
γ 5.0	7115.29	7047.98	7138.46	7021.43
γ 10.0	6411.92	6345.37	6417.80	6340.07
γ 15.0	4977.98	4879.43	4920.44	4784.32
γ 20.0	2442.56	2383.39	2409.76	2248.66
γ 25.0	916.36	903.84	869.39	807.87
γ 30.0	462.60	449.74	412.60	379.98
γ 35.0	248.60	236.61	208.85	197.73
γ 40.0	116.54	117.33	86.86	83.36
γ 45.0	75.34	74.49	56.72	56.05
γ 50.0	46.29	46.04	39.85	38.37
γ 55.0	30.28	30.08	28.35	28.41
γ 60.0	22.73	22.33	22.30	22.14
γ 65.0	17.83	17.31	18.32	17.85
γ 70.0	14.34	13.85	14.84	14.79
γ 75.0	11.17	11.25	11.90	11.72
γ 80.0	9.47	9.51	9.86	9.51
γ 85.0	8.18	7.71	7.59	8.01
γ 90.0	6.74	6.74	6.37	6.64
γ 95.0	5.90	5.86	5.35	5.64
γ 100.0	5.27	5.09	4.80	4.73
γ 105.0	4.73	4.76	4.16	4.20
γ 110.0	4.03	4.31	4.13	4.13
γ 115.0	3.90	3.72	3.69	3.98
γ 120.0	3.80	3.89	3.98	4.43
γ 125.0	4.20	4.36	4.85	5.09
γ 130.0	5.26	5.35	6.72	6.45
γ 135.0	7.52	7.25	8.88	8.58
γ 140.0	10.34	10.06	11.37	11.59
γ 145.0	13.23	12.89	14.19	13.97
γ 150.0	15.69	15.57	16.76	16.64
γ 155.0	18.13	17.57	19.02	18.74
γ 160.0	19.32	19.32	20.81	19.90
γ 165.0	19.69	19.88	20.71	19.91
γ 170.0	19.50	19.61	20.37	19.79
γ 175.0	19.53	19.92	20.28	19.56
γ 180.0	20.33	20.33	20.33	20.33